

Hosted by the Saskatoon Sports Car Club
 September 4th, 5th and 6th, 2009, Saskatoon, SK, Credit Union Centre
 Total Registered: 93, with Times: 88.
 Event Permit Number: 09-013 issued August 26, 2009.
 Web Site: autoslalom2009.scccracing.org



Overall National Champion: Chris Deacon

Biography:
 Sucker for everything autocross for the past 7 years. Member of the Winnipeg Sports Car Club (WSSC).

City, Prov: Winnipeg, Manitoba
WCMA Club: WSSC
Car Number: 42
Car: 2003 Silver Nissan 350Z Touring
Tire: DOT R-Comp
ASN Class: BS with 2 Prep Points



Top Times	Time	Class	#	Driver
PAX time (Overall National Champion)	106.653	bs	42	Chris Deacon
Raw time	118.238	am	8	John Haftner
ASN Touring	136.836	t1	6	Fernando Grossi
ASN Stock	128.189	bs	42	Chris Deacon
ASN Super Stock	131.261	css	57	Ian Basford
ASN Street Prepared	127.107	bsp	17	Mark Brand
ASN Modified	118.238	am	8	John Haftner

[t1](#) [t2](#) [ss](#) [as](#) [bs](#) [cs](#) [es](#) [fs](#) [gs](#) [hs](#) [bss](#) [css](#) [dss](#) [asp](#) [bsp](#) [csp](#) [dsp](#) [esp](#) [fsp](#) [am](#) [bm](#) [cm](#) [dm](#) [fun](#) | [PAX Results](#) | [Raw Time Results](#) | [Thank You](#)

'ASN Street Tire 1' - Total Entries: 3 Trophies: 1					Car Color	Day	Times			Total	
1T	t1	6	Fernando Grossi	1990 Honda Civic Si	Black	D1	69.007+1	69.740	69.576+1	68.382+2	136.836
						D2	67.647	67.044+dnf	68.250	67.096	-
2	t1	142	Dustin Myron	2000 Toyota Celica GT	Blue	D1	71.676+2	70.082+1	69.604	69.329	138.075
						D2	68.746	69.847+1	69.236+1	69.239	1.239
3	t1	52	Robin Boomsma	1998 Plymouth Neon EX	Black	D1	75.597+1	71.351	69.637	72.294+2	140.046
						D2	72.327+5	73.760+2	72.356	70.409	1.971
'ASN Street Tire 2' - Total Entries: 4 Trophies: 2					Car Color	Day	Times			Total	
1T	t2	188	Grant Culham	2005 Subaru Impreza WRX	Blue	D1	71.992	71.312+1	71.649	69.462+1	139.339
						D2	70.768	70.566	68.048	67.877	-
2T	t2	16	Steve Kibble	1998 Ford Contour	White	D1	73.813+1	72.254	74.051	73.242	141.904
						D2	69.650	71.839	70.530+1	70.611	2.565
3	t2	123	Peter Basford	1998 Ford Contour se	White	D1	80.283+dnf	83.664+dnf	80.912+dnf	79.155+1	156.602
						D2	76.019	76.964	75.719+dnf	75.447	14.698
4	t2	881	Any Liu	2005 Subaru Impreza WRX	Blue	D1	85.295+3	79.534+3	81.743+3	78.371+3	162.625
						D2	80.425+3	78.226+2	76.254+1	77.424+1	6.023
'ASN Super Sport' - Total Entries: 2 Trophies: 1					Car Color	Day	Times			Total	
1T	ss	12	Keith Moore	2008 Chevrolet Corvette Z06	Silver	D1	67.433	68.528	67.737+2	67.037	134.539
						D2	69.171	67.574	68.718	67.502	-
2	ss	23	Bud Kays	1999 Porsche Carrera 4	Silver	D1	70.343+1	71.255	75.322+1	70.204+1	140.402
						D2	70.395	75.553+3	69.387	69.147	5.863
'ASN A Stock' - Total Entries: 3 Trophies: 1					Car Color	Day	Times			Total	
1T	as	56	Murray Peterson	2001 Honda S2000	Yellow	D1	66.036+2	66.574	66.447+1	65.816	130.374
						D2	65.773	66.550	64.558	64.829+2	-
2	as	4	James Stephenson	2000 Honda S2000	Black	D1	75.458	74.106	73.802	73.037	145.533
						D2	74.936	73.912+1	72.951	72.496	15.159
3	as	65	Jo Peterson	2001 Honda S2000	Yellow	D1	78.305	79.561+1	76.223	76.578	152.948
						D2	81.861	74.855+1	77.099	76.725	7.415
'ASN B Stock' - Total Entries: 3 Trophies: 1					Car Color	Day	Times			Total	
1T	bs	42	Chris Deacon	2003 Nissan 350Z Touring	Silver	D1	64.601+1	65.120	64.517	64.153	128.189

						D2	65.002	63.515+dnf	64.275+1	64.036	-
2	bs	185	Andrew Haggard	1991 Toyota MR2 Turbo	Red	D1	68.154	67.080+2	67.707	67.313	133.184
						D2	67.313	66.338	66.112	65.871	4.995
3	bs	15	Jonathan Stoeck	1999 BMW M3	Purple	D1	69.737+3	68.258	68.537+1	68.721+1	136.381
						D2	71.130	68.123	68.265	66.815+1	3.197
'ASN C Stock' - Total Entries: 2 Trophies: 1						Car Color	Day	Times			Total
1T	cs	191	Art Schroeder	2007 Pontiac Solstice ZOK	Gray	D1	67.010+2	66.782	66.669+dnf	66.136	130.555
						D2	66.916	65.336	64.597	64.419	-
2	cs	91	Marion Schroeder	2007 Pontiac Solstice ZOK	Gray	D1	68.988+2	70.982+1	71.129	69.659	140.240
						D2	70.581	71.258	68.823+2	70.608+1	9.685
'ASN E Stock' - Total Entries: 5 Trophies: 2						Car Color	Day	Times			Total
1T	es	22	Bruce Moore	1992 Toyota MR2 non-turbo	White	D1	67.036+1	66.737	66.705+2	66.164+1	132.399
						D2	66.991	65.662	65.775+1	66.433	-
2T	es	413	Clayton Mosier	1993 Mazda Miata MX-5 LE	Black	D1	72.723	73.051	71.389	71.015	142.327
						D2	71.312	72.782+dnf			9.928
3	es	802	Heather Gessell	1990 Mazda Miata	Blue	D1	77.503	76.535	75.431	73.611	147.905
						D2	77.002	75.488	75.711	74.294	5.578
4	es	208	Laura Gessell	1990 Mazda Miata	Blue	D1	79.727+3	100.896+1	78.219	74.242+1	148.626
						D2	75.920+1	72.736	73.283	72.384	0.721
5	es	431	Janet Baik	1993 Mazda Miata MX-5 LE	Black	D1	77.164	75.408+1	76.237	75.560+1	151.083
						D2	76.827+1	74.615+1	74.846		2.457
'ASN F Stock' - Total Entries: 3 Trophies: 1						Car Color	Day	Times			Total
1T	fs	93	Cam Withell	2006 Ford Mustang GT	Red	D1	69.038+2	66.533	65.778	66.030	130.974
						D2	67.731+2	65.196	66.197+1	67.699+1	-
2	fs	92	Jess Mackay	2006 Ford Mustang GT	Red	D1	77.039	72.481+1	72.150	69.955+3	146.547
						D2	75.298+3	73.670+2	70.341+3	72.397+1	15.573
3	fs	9	Tyler Mack	1993 DODGE STEALTH RT TWIN TURBO	White	D1	75.856+1	75.317+1	76.292+1	76.359+1	152.456
						D2	79.011	76.028	75.139	75.804+dnf	5.909
'ASN G Stock' - Total Entries: 3 Trophies: 1						Car Color	Day	Times			Total
1T	gs	555	Gavin Creighton	2007 VW GTI	Black	D1	69.136+1	68.231	67.334+1	68.896+4	135.886
						D2	69.778	67.655	68.140+2	67.805+dnf	-
2	gs	34	Jason Fidelak	2006 Honda Civic Si	Silver	D1	67.751+1	68.128	73.176+4	69.430	136.065
						D2	68.384+1	68.547	68.118+1	67.937	0.179
3	gs	64	Derek Leblanc	2007 Mini Cooper S	Blue	D1	72.259+2	70.414+2	72.556+3	70.145	141.491
						D2	72.108+3	70.883+1	71.346	70.698+4	5.426
'ASN H Stock' - Total Entries: 3 Trophies: 1						Car Color	Day	Times			Total
1T	hs	128	Boris Simic	2004 Ford Focus ZX5	Red	D1	74.748	74.095+1	73.422	73.108	145.217
						D2	73.538	72.231+dnf	72.583	72.109	-
2	hs	139	Parazanda Valois	2004 Mazda 3 GT	Red	D1	77.050+1	75.459	75.192+1	74.576	149.903
						D2	74.306+7	76.317+6	75.327	72.241+2	4.686
3	hs	7	Will Glombowski	2008 Mazda 3 GS	Purple	D1	77.237	75.804+dnf	78.493+1	78.791	152.231
						D2	77.348	74.994	74.918+dnf	75.864	2.328
'ASN B Super Stock' - Total Entries: 1 Trophies: 1						Car Color	Day	Times			Total
1T	bss	102	Lambert Lo	2005 Subaru Impreza STI	Blue	D1	70.289	69.074+1	68.030+1	67.632	135.488
						D2	70.834+1	68.927	67.938	67.856	-
'ASN C Super Stock' - Total Entries: 3 Trophies: 1						Car Color	Day	Times			Total
1T	css	57	Ian Basford	1992 Toyota MR2 N/A	White	D1	67.390	67.070	66.221	65.841	131.261
						D2	67.676	66.663	65.420	65.984+1	-
2	css	242	Jim Whitelaw	1991 Mazda Miata base	White	D1	70.851	68.333+1	68.504+2	67.750	135.367
						D2	69.867+2	78.222+dnf	67.617	75.736+2	4.106
3	css	33	Chris Chantler	1991 Mazda Miata	Silver	D1	78.354	69.888+1	69.000	67.553+1	136.055
						D2	68.862	67.987+1	68.198	67.055	0.688
'ASN D Super Stock' - Total Entries: 4 Trophies: 2						Car Color	Day	Times			Total
1T	dss	99	Dave Allan	1990 BMW 325i	Black	D1	72.164+2	71.893	71.675	70.714	140.662
						D2	71.835+1	70.840	69.546+1	69.948	-
2T	dss	19	Daniel Forest	1987 Bertone X1/9	White	D1	71.926	70.405+1	72.198+2	70.848+1	142.809
						D2	72.302	70.883	72.297	71.203+2	2.147
3	dss	66	Dave Jackson	1994 Honda Del Sol S	Black	D1	90.776+2	77.063	74.262	74.154	147.899
						D2	76.159+2	74.865	73.745	74.194	5.090
4	dss	63	Peg Barcelo-jackson	1994 Honda Civic del sol S	Black	D1	79.653+dnf	76.754	79.394+2	74.502+1	151.403
						D2	79.373	76.141	77.950+3	74.901	3.504
'ASN A Street Prepared' - Total Entries: 1 Trophies: 1						Car Color	Day	Times			Total
1T	asp	101	Dale Derksen	1991 Toyota MR2	White	D1	72.996	71.600	72.949	72.123+1	dnf
						D2	dns				-
'ASN B Street Prepared' - Total Entries: 3 Trophies: 1						Car Color	Day	Times			Total

1T	bsp	17	Mark Brand	2004 Subaru WRX STI	White	D1	64.498+1	64.288	63.597+4	62.716+1	127.107
						D2	64.885+dnf	64.749	63.116	62.819	-
2	bsp	50	Tracy Cryderman	2006 Subaru STI	Gray	D1	70.446+1	67.022	67.399+1	66.201+1	135.251
						D2	67.255+dnf	74.715+dnf	66.229+1	66.780+2	8.144
3	bsp	61	Terry Russell	1981 Porsche 911 SC Targa	Tan	D1	70.557	70.081+2	70.618+2	70.099	140.799
						D2	69.143+2	75.489+4	70.700	69.224+1	5.548
'ASN C Street Prepared' - Total Entries: 9 Trophies: 3					Car Color	Day	Times				Total
1T	csp	80	Steve Carmichael	2007 Pontiac Solstice ZOK	Gray	D1	67.344	65.752+1	66.665+1	67.416+2	132.201
						D2	66.036+1	66.509	67.978	64.857	-
2T	csp	157	Lyal Champ	1990 Mazda Miata	Blue	D1	69.039	67.127	66.064	66.377+1	133.510
						D2	68.994+1	68.615	67.446	68.489+dnf	1.309
3T	csp	54	Darrell Jones	1974 Mazda Rx3	Gray	D1	67.670	67.434	67.009	67.115	133.861
						D2	66.852	66.869	67.091	67.258+1	0.351
4	csp	571	Colin Puttick	1990 Honda Civic Si	Red	D1	69.040+2	68.337+1	67.169+4	67.292	134.989
						D2	69.806+1	67.697	74.192+dnf	70.952+5	1.128
5	csp	154	Patrick Jones	1974 Mazda Rx3	Gray	D1	70.396	69.676	70.968+dnf	68.404	135.688
						D2	68.497	76.358+dnf	67.284	82.023+dnf	0.699
6	csp	13	Brent Kelly	1991 Honda Civic CX	Red	D1	81.255	73.170+1	70.606	70.601	139.359
						D2	72.093	69.332	69.393	68.758	3.671
7	csp	800	Robert Lee	1985 Pontiac Fiero GT	Red	D1	78.917+3	70.837+2	70.470+1	70.344	139.424
						D2	70.161+1	69.652	69.080	74.919+6	0.065
8	csp	11	Peter Frederiksen	1991 Mazda Miata	Silver	D1	76.278+dnf	73.146	74.111	70.942	142.103
						D2	75.186+2	71.161	72.611	70.431+1	2.679
9	csp	88	Rod Orr	1986 Honda CRX Kank	White	D1	73.531+1	72.246+1	70.843	79.551+1	142.686
						D2	75.091	73.181	71.875	71.843	0.583
'ASN D Street Prepared' - Total Entries: 4 Trophies: 2					Car Color	Day	Times				Total
1T	dsp	41	Jim Barnsley	1995 Dodge Neon Sport Coupe	Red	D1	70.343+2	67.739	66.886	67.724+2	134.628
						D2	67.333+dnf	66.975+1	67.742	79.085+dnf	-
2T	dsp	531	Thomas Yang	1998 Acura Integra Type R	White	D1	71.195+2	70.722	70.183	77.658+1	139.129
						D2	71.717+1	69.602+1	68.946	69.866+3	4.501
3	dsp	134	Ian Gulinao	2002 Lexus IS300	White	D1	74.548	72.828	73.662	73.209	142.670
						D2	71.571	71.284+dnf	70.678	69.842	3.541
4	dsp	40	Pierre Valois	1998 Plymouth Neon EX	Purple	D1	71.249+4	73.292+dnf	72.437	72.655	143.347
						D2	72.574	71.757	70.830+2	70.910	0.677
'ASN E Street Prepared' - Total Entries: 4 Trophies: 2					Car Color	Day	Times				Total
1T	esp	82	Trevor Burtenshaw	2005 Ford Mustang GT	Black	D1	70.960	66.805+1	67.543	67.293	133.685
						D2	67.332+1	66.398+1	66.392	67.012	-
2T	esp	808	Jason Morrow	2002 Subaru WRX	Silver	D1	68.877+2	67.783+1	67.846	66.416	133.954
						D2	67.538	65.624+1	67.550+1	67.207+2	0.269
3	esp	18	David Krushelniski	1991 Ford Mustang LX	Blue	D1	69.647	69.487+2	68.358	74.230+3	135.223
						D2	67.948+1	86.832+dnf	66.865	67.387+1	1.269
4	esp	28	Ray Kagawa	2006 Subaru Impreza WRX	Blue	D1	72.241	71.166	70.002+1	69.484+2	140.063
						D2	70.610	70.021+1	69.611	68.897	4.840
'ASN F Street Prepared' - Total Entries: 5 Trophies: 2					Car Color	Day	Times				Total
1T	fsp	21	Dennis Beck	1975 Toyota Celica GT	Black	D1	67.483	67.513	66.293	66.492+1	133.849
						D2	67.556	67.791+2	67.610	67.618	-
2T	fsp	125	Yogesh Thakore	1994 Volkswagen Golf CL	Red	D1	74.589+dnf	76.396+dnf	72.628+1	70.167	140.890
						D2	73.279+dnf	69.027+dnf	88.755	70.723	7.041
3	fsp	44	Chad Edwards	1980 Triumph Spitfire	Brown	D1	73.914	72.986	73.993	73.409+1	144.787
						D2	73.554	74.575	71.801	74.222+1	3.897
4	fsp	871	Taylor Paisley	1993 Honda Civic EX	Black	D1	81.842	78.028+1	96.111	78.344	156.363
						D2	81.135	81.514	78.019	79.448	11.576
5	fsp	877	Brent Gudelot	1993 Honda Civic	Black	D1	82.653	80.274	77.944+1	75.491	dnf
						D2	93.902+dnf	76.378+dnf			156.363
'ASN A Modified' - Total Entries: 7 Trophies: 3					Car Color	Day	Times				Total
1T	am	8	John Haftner	1973 Tui Supervee	Red	D1	60.823	58.404	57.608	57.702	118.238
						D2	61.374+1	60.630	59.688+dnf	70.406+dnf	-
2T	am	51	Richard Bonham	2009 University of Calgary Formula SAE	Red	D1	67.000	64.742+dnf	63.004	61.231	122.515
						D2	63.989	62.020	61.284	60.689+1	4.277
3T	am	187	Jesse Shields	2003 Custom S3	Green	D1	66.888+1	65.565	63.006		125.538
						D2	64.298	64.090+dnf	62.532	64.740	3.023
4	am	86	Chris Sun	2009 University of Calgary Formula SAE Car	Red	D1	82.203	68.912	138.326+dnf	65.880	128.690
						D2	67.273	63.863	77.437	62.810	3.152
5	am	31	Christopher Reid	2009 Custom S5	White	D1	69.331	68.659+1	76.204	67.118	130.982
						D2	66.448	65.884	64.126	63.864	2.292

6	am	87	Scott Fraser	2003 Custom S3	Green	D1	70.633	72.868	141.302	67.890+dnf	134.773
						D2	67.077	65.241	64.140	73.079+1	3.791
7	am	131	Brandon Hicks	2009 Custom S5	White	D1	75.230	105.035	73.147	70.004	137.695
						D2	72.407	81.539	70.538	67.691	2.922
'ASN B Modified' - Total Entries: 2 Trophies: 1						Car Color	Day	Times			Total
1T	bm	124	Gary Tholl	1984 BVR Special	Green	D1	70.226+3	69.895+dnf	63.458+2	62.796	125.305
						D2	63.267+dnf	63.781	62.509	62.372+4	-
2	bm	24	Gord Leach	1984 Blurred Vision Racing Special BVR 1	Green	D1	67.435	65.180	65.619	71.705	dnf
						D2	74.563+dnf	78.062+dnf	65.112+dnf	72.917+dnf	125.305
'ASN C Modified' - Total Entries: 7 Trophies: 3						Car Color	Day	Times			Total
1T	cm	39	Alan Rae	1991 Caterham Super 7	Green	D1	74.604+2	65.754	64.621	63.840	126.811
						D2	64.221	63.424	62.971	62.835+1	-
2T	cm	43	Graham Gregoire	1991 Honda Civic CX	Green	D1	78.404	69.471	68.598	68.102+1	135.864
						D2	67.938	69.886	67.377	67.266	9.053
3T	cm	666	Graeme Van dongen	1990 Honda Civic CRX Si	Black	D1	69.290+1	70.146+1	68.873+3	68.472	136.321
						D2	68.361	68.306+2	67.849	66.780+2	0.457
4	cm	143	Donavon Kemppainen	1991 HONDA CIVIC CX	Green	D1	69.962+dnf	69.793	68.530	68.052	137.317
						D2	68.640+2	69.270+dnf	69.265	68.205+1	0.996
5	cm	27	Jamie Fox	1966 Austin-Healey Sprite Tub	Green	D1	72.520	77.108	70.017	69.204	137.716
						D2	74.787+1	69.583	69.622	68.512	0.399
6	cm	627	Carol Fox	1966 Austin-Healey Sprite Tub	Green	D1	76.311+dnf	74.788+dnf	79.547	73.339	145.072
						D2	76.056	81.945	75.987	71.733	7.356
7	cm	777	Neil Balfour	1990 Caterham 7 CSR	Silver	D1	73.987+dnf	72.911+dnf	72.517+dnf	64.856+dnf	dnf
						D2	79.452+dnf	74.551	74.761+dnf	71.800+dnf	145.072
'ASN D Modified' - Total Entries: 10 Trophies: 4						Car Color	Day	Times			Total
1T	dm	193	Ryan Clark	1989 Toyota MR2	White	D1	64.528+6	64.043+1	64.492+dnf	63.708+2	129.143
						D2	64.044+1	63.921+1	63.730+3	63.100	-
2T	dm	32	Colin Allan	1973 Datsun 240Z	Black	D1	71.716+1	70.424+2	67.480	67.491	133.308
						D2	68.679	65.828	66.597+1	69.061+2	4.165
3T	dm	93	Matt Howe	1989 Toyota MR2	White	D1	70.066	66.947+2	68.398+1	67.304	133.314
						D2	70.468+3	66.717	68.163+2	66.010	0.006
4T	dm	2	David Palmer	1993 bmw 325is	Silver	D1	72.611+4	69.747	67.858	68.671	134.420
						D2	66.892+dnf	66.754+1	66.562	68.185+2	1.106
5	dm	1	Rolf Lemke	1986 Ford Mustang LX	Blue	D1	70.976	71.279+4	68.326	67.337	135.563
						D2	69.288	74.242+1	68.226	68.935+1	1.143
6	dm	217	Rinaldi Gulinao	1992 Mitsubishi Lancer Evolution GSR	White	D1	71.225+1	69.700+dnf	69.784	69.026	136.799
						D2	72.946+dnf	68.850	67.773	76.920+dnf	1.236
7	dm	5	Ron Foth	1965 Ford Cobra	Blue	D1	72.253	70.566	70.297+dnf	70.291	141.466
						D2	72.298	70.837+dnf	76.463	71.175	4.667
8	dm	69	Bill Ridge	1986 Mercury XR4Ti	Brown	D1	72.794	77.283+1	73.709	71.066	142.409
						D2	73.505	77.474+dnf	71.343	70.530+1	0.943
9	dm	144	Bill jr Gessell	2000 Ford Mustang GT	Black	D1	75.579+dnf	85.718+dnf	72.032	73.714+2	145.258
						D2	74.496	71.226+1	75.400+dnf	70.546+dnf	2.849
10	dm	100	Steve Groenink	1984 toyota corolla sr5	Black	D1	70.687+5	68.964	67.868+4	69.318+dnf	dns
						D2					
'ASN NO POINTS' - Total Entries: 2 Trophies: 0						Car Color	Day	Times			Total
1T	fun	333	Brad Humenny	1962 Volkswagen Dune Buggy GTV	Orange	D1	83.098+1	76.260	81.940+dnf	75.248	146.766
						D2	76.032	72.507	71.518	81.274+3	-
2	fun	112	Travis Chipping	1994 Mazda Rx7	Black	D1	83.778+dnf	84.765+1	80.449	21.995+dnf	156.945
						D2	76.977+1	76.496			10.179

This event was held under the ASN SoloSport General Competition Rules and the Event Supplemental Regulations.

2009 ASN Canada FIA Canadian AutoSlalom Championships PAX Results

Pax Pos.	Pos.	Class	#	Driver	Car Model	Pax D1	Pax D2	Total	Factor	Pax Time	Diff.	From 1st
1	1	bs	42	Chris Deacon	2003 Nissan 350Z Touring	53.375	53.278	128.189	*0.832	106.653	0.000	0.000
2	1	fs	93	Cam Withell	2006 Ford Mustang GT	54.003	53.525	130.974	*0.821	107.529	0.876	0.876
3	1	es	22	Bruce Moore	1992 Toyota MR2 non-turbo	54.524	53.645	132.399	*0.817	108.170	0.641	1.517
4	1	cs	191	Art Schroeder	2007 Pontiac Solstice ZOK	54.959	53.532	130.555	*0.831	108.491	0.321	1.838
5	1	css	57	Ian Basford	1992 Toyota MR2 N/A	54.977	54.625	131.261	*0.835	109.602	1.111	2.949
6	1	bsp	17	Mark Brand	2004 Subaru WRX STi	55.480	54.212	127.107	*0.863	109.693	0.091	3.040
7	1	as	56	Murray Peterson	2001 Honda S2000	55.417	54.357	130.374	*0.842	109.774	0.081	3.121
8	1	gs	555	Gavin Creighton	2007 VW GTI	55.608	55.138	135.886	*0.815	110.747	0.973	4.094
9	2	bs	185	Andrew Haggard	1991 Toyota MR2 Turbo	56.004	54.804	133.184	*0.832	110.809	0.062	4.156
10	2	gs	34	Jason Fidelak	2006 Honda Civic Si	55.524	55.368	136.065	*0.815	110.893	0.084	4.240
11	1	fsp	21	Dennis Beck	1975 Toyota Celica GT	55.222	56.274	133.849	*0.833	111.496	0.603	4.843
12	1	t1	6	Fernando Grossi	1990 Honda Civic Si	56.907	54.750	136.836	*0.816	111.658	0.162	5.005
13	2	t1	142	Dustin Myron	2000 Toyota Celica GT	56.572	56.096	138.075	*0.816	112.669	1.011	6.016
14	1	esp	82	Trevor Burtenshaw	2005 Ford Mustang GT	56.795	56.034	133.685	*0.844	112.830	0.161	6.177
15	1	cm	39	Alan Rae	1991 Caterham Super 7	56.817	56.044	126.811	*0.890	112.861	0.031	6.208
16	2	css	242	Jim Whitelaw	1991 Mazda Miata base	56.571	56.460	135.367	*0.835	113.031	0.170	6.378
17	1	csp	80	Steve Carmichael	2007 Pontiac Solstice ZOK	57.579	55.452	132.201	*0.855	113.031	0.000	6.378
18	2	esp	808	Jason Morrow	2002 Subaru WRX	56.055	57.002	133.954	*0.844	113.057	0.026	6.404
19	3	bs	15	Jonathan Stoeck	1999 BMW M3	56.790	56.678	136.381	*0.832	113.469	0.412	6.816
20	3	css	33	Chris Chantler	1991 Mazda Miata	57.615	55.990	136.055	*0.835	113.605	0.136	6.952
21	1	dsp	41	Jim Barnsley	1995 Dodge Neon Sport Coupe	56.585	57.309	134.628	*0.846	113.895	0.290	7.242
22	1	bm	124	Gary Tholl	1984 BVR Special	57.081	56.820	125.305	*0.909	113.902	0.007	7.249
23	3	esp	18	David Krushelniski	1991 Ford Mustang LX	57.694	56.434	135.223	*0.844	114.128	0.226	7.475
24	2	csp	157	Lyllal Champ	1990 Mazda Miata	56.484	57.666	133.510	*0.855	114.151	0.023	7.498
25	1	bss	102	Lambert Lo	2005 Subaru Impreza STi	57.013	57.202	135.488	*0.843	114.216	0.065	7.563
26	1	t2	188	Grant Culham	2005 Subaru Impreza WRX	58.598	55.659	139.339	*0.820	114.258	0.042	7.605
27	3	t1	52	Robin Boomsma	1998 Plymouth Neon EX	56.823	57.453	140.046	*0.816	114.277	0.019	7.624
28	3	csp	54	Darrell Jones	1974 Mazda Rx3	57.292	57.158	133.861	*0.855	114.451	0.174	7.798
29	1	dm	193	Ryan Clark	1989 Toyota MR2	58.580	55.969	129.143	*0.887	114.549	0.098	7.896
30	1	ss	12	Keith Moore	2008 Chevrolet Corvette Z06	57.115	57.511	134.539	*0.852	114.627	0.078	7.974
31	1	hs	128	Boris Simic	2004 Ford Focus ZX5	57.901	57.110	145.217	*0.792	115.011	0.384	8.358
32	3	gs	64	Derek Leblanc	2007 Mini Cooper S	57.168	58.147	141.491	*0.815	115.315	0.304	8.662
33	4	csp	571	Colin Puttick	1990 Honda Civic Si	57.534	57.880	134.989	*0.855	115.415	0.100	8.762
34	5	csp	154	Patrick Jones	1974 Mazda Rx3	58.485	57.527	135.688	*0.855	116.013	0.598	9.360
35	1	dss	99	Dave Allan	1990 BMW 325i	58.409	57.777	140.662	*0.826	116.186	0.173	9.533
36	2	es	413	Clayton Mosier	1993 Mazda Miata MX-5 LE	58.019	58.261	142.327	*0.817	116.281	0.095	9.628
37	2	t2	16	Steve Kibble	1998 Ford Contour	59.248	57.113	141.904	*0.820	116.361	0.080	9.708
38	2	cs	91	Marion Schroeder	2007 Pontiac Solstice ZOK	57.886	58.652	140.240	*0.831	116.539	0.178	9.886
39	2	bsp	50	Tracy Cryderman	2006 Subaru STi	57.840	58.881	135.251	*0.863	116.721	0.182	10.068
40	2	fsp	125	Yogesh Thakore	1994 Volkswagen Golf CL	58.449	58.912	140.890	*0.833	117.361	0.640	10.708
41	2	dsp	531	Thomas Yang	1998 Acura Integra Type R	59.374	58.328	139.129	*0.846	117.703	0.342	11.050
42	2	dss	19	Daniel Forest	1987 Bertone X1/9	59.410	58.549	142.809	*0.826	117.960	0.257	11.307
43	4	esp	28	Ray Kagawa	2006 Subaru Impreza WRX	60.064	58.149	140.063	*0.844	118.213	0.253	11.560
44	1	am	8	John Haftner	1973 Tui Supervee	57.608	60.630	118.238	*1.000	118.238	0.025	11.585
45	2	dm	32	Colin Allan	1973 Datsun 240Z	59.854	58.389	133.308	*0.887	118.244	0.006	11.591
46	3	dm	93	Matt Howe	1989 Toyota MR2	59.698	58.550	133.314	*0.887	118.249	0.005	11.596
47	2	hs	139	Parazanda Valois	2004 Mazda 3 GT	59.064	59.659	149.903	*0.792	118.723	0.474	12.070
48	6	csp	13	Brent Kelly	1991 Honda Civic CX	60.363	58.788	139.359	*0.855	119.152	0.429	12.499
49	7	csp	800	Robert Lee	1985 Pontiac Fiero GT	60.144	59.063	139.424	*0.855	119.207	0.055	12.554
50	4	dm	2	David Palmer	1993 bmw 325is	60.190	59.040	134.420	*0.887	119.230	0.023	12.577
51	2	ss	23	Bud Kays	1999 Porsche Carrera 4	60.709	58.913	140.402	*0.852	119.622	0.392	12.969
52	5	dm	1	Rolf Lemke	1986 Ford Mustang LX	59.727	60.516	135.563	*0.887	120.244	0.622	13.591
53	2	fs	92	Jess Mackay	2006 Ford Mustang GT	59.235	61.079	146.547	*0.821	120.315	0.071	13.662
54	3	hs	7	Will Glombowski	2008 Mazda 3 GS	61.171	59.395	152.231	*0.792	120.567	0.252	13.914
55	3	fsp	44	Chad Edwards	1980 Triumph Spitfire	60.797	59.810	144.787	*0.833	120.607	0.040	13.954
56	3	dsp	134	Ian Gulinao	2002 Lexus IS300	61.612	59.086	142.670	*0.846	120.698	0.091	14.045
57	3	es	802	Heather Gessell	1990 Mazda Miata	60.140	60.698	147.905	*0.817	120.838	0.140	14.185
58	2	cm	43	Graham Gregoire	1991 Honda Civic CX	61.052	59.866	135.864	*0.890	120.919	0.081	14.266
59	4	dsp	40	Pierre Valois	1998 Plymouth Neon EX	61.281	59.989	143.347	*0.846	121.271	0.352	14.618
60	3	cm	666	Graeme Van dongen	1990 Honda Civic CRX Si	60.940	60.385	136.321	*0.890	121.325	0.054	14.672

61	6	dm	217	Rinaldi Gulinao	1992 Mitsubishi Lancer Evolution GSR	61.226	60.114	136.799	*0.887	121.340	0.015	14.687
62	4	es	208	Laura Gessell	1990 Mazda Miata	62.289	59.137	148.626	*0.817	121.427	0.087	14.774
63	8	csp	11	Peter Frederiksen	1991 Mazda Miata	60.655	60.842	142.103	*0.855	121.498	0.071	14.845
64	3	bsp	61	Terry Russell	1981 Porsche 911 SC Targa	60.495	61.014	140.799	*0.863	121.509	0.011	14.856
65	9	csp	88	Rod Orr	1986 Honda CRX Kank	60.570	61.425	142.686	*0.855	121.996	0.487	15.343
66	3	dss	66	Dave Jackson	1994 Honda Del Sol S	61.251	60.913	147.899	*0.826	122.164	0.168	15.511
67	4	cm	143	Donavon Kempainen	1991 HONDA CIVIC CX	60.566	61.645	137.317	*0.890	122.212	0.048	15.559
68	2	am	51	Richard Bonham	2009 University of Calgary Formula SAE	61.231	61.284	122.515	*1.000	122.515	0.303	15.862
69	2	as	4	James Stephenson	2000 Honda S2000	61.497	61.041	145.533	*0.842	122.538	0.023	15.885
70	5	cm	27	Jamie Fox	1966 Austin-Healey Sprite Tub	61.591	60.975	137.716	*0.890	122.567	0.029	15.914
71	5	es	431	Janet Baik	1993 Mazda Miata MX-5 LE	62.285	61.149	151.083	*0.817	123.434	0.867	16.781
72	4	dss	63	Peg Barcelo-jackson	1994 Honda Civic del sol S	63.190	61.868	151.403	*0.826	125.058	1.624	18.405
73	3	fs	9	Tyler Mack	1993 DODGE STEALTH RT TWIN TURBO	63.477	61.689	152.456	*0.821	125.166	0.108	18.513
74	7	dm	5	Ron Foth	1965 Ford Cobra	62.348	63.132	141.466	*0.887	125.480	0.314	18.827
75	3	am	187	Jesse Shields	2003 Custom S3	63.006	62.532	125.538	*1.000	125.538	0.058	18.885
76	8	dm	69	Bill Ridge	1986 Mercury XR4Ti	63.035	63.281	142.409	*0.887	126.316	0.778	19.663
77	3	t2	123	Peter Basford	1998 Ford Contour se	66.547	61.866	156.602	*0.820	128.413	2.097	21.760
78	4	am	86	Chris Sun	2009 University of Calgary Formula SAE Car	65.880	62.810	128.690	*1.000	128.690	0.277	22.037
79	3	as	65	Jo Peterson	2001 Honda S2000	64.179	64.602	152.948	*0.842	128.782	0.092	22.129
80	9	dm	144	Bill jr Gessell	2000 Ford Mustang GT	63.892	64.951	145.258	*0.887	128.843	0.061	22.190
81	6	cm	627	Carol Fox	1966 Austin-Healey Sprite Tub	65.271	63.842	145.072	*0.890	129.114	0.271	22.461
82	4	fsp	871	Tayler Paisley	1993 Honda Civic EX	65.260	64.989	156.363	*0.833	130.250	1.136	23.597
83	5	am	31	Christopher Reid	2009 Custom S5	67.118	63.864	130.982	*1.000	130.982	0.732	24.329
84	4	t2	881	Any Liu	2005 Subaru Impreza WRX	69.184	64.168	162.625	*0.820	133.352	2.370	26.699
85	6	am	87	Scott Fraser	2003 Custom S3	70.633	64.140	134.773	*1.000	134.773	1.421	28.120
86	7	am	131	Brandon Hicks	2009 Custom S5	70.004	67.691	137.695	*1.000	137.695	2.922	31.042
87	1	fun	333	Brad Humenny	1962 Volkswagen Dune Buggy GTV	75.248	71.518	146.766	*1.000	146.766	9.071	40.113
88	2	fun	112	Travis Chipping	1994 Mazda Rx7	80.449	76.496	156.945	*1.000	156.945	10.179	50.292
89	1	asp	101	Dale Derksen	1991 Toyota MR2	62.148			*0.868			
90	5	fsp	877	Brent Gudelot	1993 Honda Civic	62.884			*0.833			
91	2	bm	24	Gord Leach	1984 Blurred Vision Racing Special BVR 1	59.248			*0.909			
92	7	cm	777	Neil Balfour	1990 Caterham 7 CSR		dnf		*0.890			
93	10	dm	100	Steve Groenink	1984 toyota corolla sr5	61.171		dns	*0.887			

2009 ASN Canada FIA Canadian AutoSlalom Championships

Raw Time Results

Raw Pos.	Pos.	Class	#	Driver	Car Model	Raw D1	Raw D2	Raw Time	Diff.	From 1st
1	1	am	8	John Haftner	1973 Tui Supervee	57.608	60.630	118.238	0.000	0.000
2	2	am	51	Richard Bonham	2009 University of Calgary Formula SAE	61.231	61.284	122.515	4.277	4.277
3	1	bm	124	Gary Tholl	1984 BVR Special	62.796	62.509	125.305	2.790	7.067
4	3	am	187	Jesse Shields	2003 Custom S3	63.006	62.532	125.538	0.233	7.300
5	1	cm	39	Alan Rae	1991 Caterham Super 7	63.840	62.971	126.811	1.273	8.573
6	1	bsp	17	Mark Brand	2004 Subaru WRX STi	64.288	62.819	127.107	0.296	8.869
7	1	bs	42	Chris Deacon	2003 Nissan 350Z Touring	64.153	64.036	128.189	1.082	9.951
8	4	am	86	Chris Sun	2009 University of Calgary Formula SAE Car	65.880	62.810	128.690	0.501	10.452
9	1	dm	193	Ryan Clark	1989 Toyota MR2	66.043	63.100	129.143	0.453	10.905
10	1	as	56	Murray Peterson	2001 Honda S2000	65.816	64.558	130.374	1.231	12.136
11	1	cs	191	Art Schroeder	2007 Pontiac Solstice ZOK	66.136	64.419	130.555	0.181	12.317
12	1	fs	93	Cam Withell	2006 Ford Mustang GT	65.778	65.196	130.974	0.419	12.736
13	5	am	31	Christopher Reid	2009 Custom S5	67.118	63.864	130.982	0.008	12.744
14	1	css	57	Ian Basford	1992 Toyota MR2 N/A	65.841	65.420	131.261	0.279	13.023
15	1	csp	80	Steve Carmichael	2007 Pontiac Solstice ZOK	67.344	64.857	132.201	0.940	13.963
16	1	es	22	Bruce Moore	1992 Toyota MR2 non-turbo	66.737	65.662	132.399	0.198	14.161
17	2	bs	185	Andrew Haggard	1991 Toyota MR2 Turbo	67.313	65.871	133.184	0.785	14.946
18	2	dm	32	Colin Allan	1973 Datsun 240Z	67.480	65.828	133.308	0.124	15.070
19	3	dm	93	Matt Howe	1989 Toyota MR2	67.304	66.010	133.314	0.006	15.076
20	2	csp	157	Lyllal Champ	1990 Mazda Miata	66.064	67.446	133.510	0.196	15.272
21	1	esp	82	Trevor Burtenshaw	2005 Ford Mustang GT	67.293	66.392	133.685	0.175	15.447
22	1	fsp	21	Dennis Beck	1975 Toyota Celica GT	66.293	67.556	133.849	0.164	15.611
23	3	csp	54	Darrell Jones	1974 Mazda Rx3	67.009	66.852	133.861	0.012	15.623
24	2	esp	808	Jason Morrow	2002 Subaru WRX	66.416	67.538	133.954	0.093	15.716
25	4	dm	2	David Palmer	1993 bmw 325is	67.858	66.562	134.420	0.466	16.182
26	1	ss	12	Keith Moore	2008 Chevrolet Corvette Z06	67.037	67.502	134.539	0.119	16.301
27	1	dsp	41	Jim Barnsley	1995 Dodge Neon Sport Coupe	66.886	67.742	134.628	0.089	16.390
28	6	am	87	Scott Fraser	2003 Custom S3	70.633	64.140	134.773	0.145	16.535
29	4	csp	571	Colin Puttick	1990 Honda Civic Si	67.292	67.697	134.989	0.216	16.751
30	3	esp	18	David Krushelniski	1991 Ford Mustang LX	68.358	66.865	135.223	0.234	16.985
31	2	bsp	50	Tracy Cryderman	2006 Subaru STi	67.022	68.229	135.251	0.028	17.013
32	2	css	242	Jim Whitelaw	1991 Mazda Miata base	67.750	67.617	135.367	0.116	17.129
33	1	bss	102	Lambert Lo	2005 Subaru Impreza STi	67.632	67.856	135.488	0.121	17.250
34	5	dm	1	Rolf Lemke	1986 Ford Mustang LX	67.337	68.226	135.563	0.075	17.325
35	5	csp	154	Patrick Jones	1974 Mazda Rx3	68.404	67.284	135.688	0.125	17.450
36	2	cm	43	Graham Gregoire	1991 Honda Civic CX	68.598	67.266	135.864	0.176	17.626
37	1	gs	555	Gavin Creighton	2007 VW GTI	68.231	67.655	135.886	0.022	17.648
38	3	css	33	Chris Chantler	1991 Mazda Miata	69.000	67.055	136.055	0.169	17.817
39	2	gs	34	Jason Fidelak	2006 Honda Civic Si	68.128	67.937	136.065	0.010	17.827
40	3	cm	666	Graeme Van dongen	1990 Honda Civic CRX Si	68.472	67.849	136.321	0.256	18.083
41	3	bs	15	Jonathan Stoeck	1999 BMW M3	68.258	68.123	136.381	0.060	18.143
42	6	dm	217	Rinaldi Gulinao	1992 Mitsubishi Lancer Evolution GSR	69.026	67.773	136.799	0.418	18.561
43	1	t1	6	Fernando Grossi	1990 Honda Civic Si	69.740	67.096	136.836	0.037	18.598
44	4	cm	143	Donavon Kemppainen	1991 HONDA CIVIC CX	68.052	69.265	137.317	0.481	19.079
45	7	am	131	Brandon Hicks	2009 Custom S5	70.004	67.691	137.695	0.378	19.457
46	5	cm	27	Jamie Fox	1966 Austin-Healey Sprite Tub	69.204	68.512	137.716	0.021	19.478
47	2	t1	142	Dustin Myron	2000 Toyota Celica GT	69.329	68.746	138.075	0.359	19.837
48	2	dsp	531	Thomas Yang	1998 Acura Integra Type R	70.183	68.946	139.129	1.054	20.891
49	1	t2	188	Grant Culham	2005 Subaru Impreza WRX	71.462	67.877	139.339	0.210	21.101
50	6	csp	13	Brent Kelly	1991 Honda Civic CX	70.601	68.758	139.359	0.020	21.121
51	7	csp	800	Robert Lee	1985 Pontiac Fiero GT	70.344	69.080	139.424	0.065	21.186
52	3	t1	52	Robin Boomsma	1998 Plymouth Neon EX	69.637	70.409	140.046	0.622	21.808
53	4	esp	28	Ray Kagawa	2006 Subaru Impreza WRX	71.166	68.897	140.063	0.017	21.825
54	2	cs	91	Marion Schroeder	2007 Pontiac Solstice ZOK	69.659	70.581	140.240	0.177	22.002
55	2	ss	23	Bud Kays	1999 Porsche Carrera 4	71.255	69.147	140.402	0.162	22.164
56	1	dss	99	Dave Allan	1990 BMW 325i	70.714	69.948	140.662	0.260	22.424
57	3	bsp	61	Terry Russell	1981 Porsche 911 SC Targa	70.099	70.700	140.799	0.137	22.561
58	2	fsp	125	Yogesh Thakore	1994 Volkswagen Golf CL	70.167	70.723	140.890	0.091	22.652
59	7	dm	5	Ron Foth	1965 Ford Cobra	70.291	71.175	141.466	0.576	23.228
60	3	gs	64	Derek Leblanc	2007 Mini Cooper S	70.145	71.346	141.491	0.025	23.253

61	2	t2	16	Steve Kibble	1998 Ford Contour	72.254	69.650	141.904	0.413	23.666
62	8	csp	11	Peter Frederiksen	1991 Mazda Miata	70.942	71.161	142.103	0.199	23.865
63	2	es	413	Clayton Mosier	1993 Mazda Miata MX-5 LE	71.015	71.312	142.327	0.224	24.089
64	8	dm	69	Bill Ridge	1986 Mercury XR4Ti	71.066	71.343	142.409	0.082	24.171
65	3	dsp	134	Ian Gulinao	2002 Lexus IS300	72.828	69.842	142.670	0.261	24.432
66	9	csp	88	Rod Orr	1986 Honda CRX Kank	70.843	71.843	142.686	0.016	24.448
67	2	dss	19	Daniel Forest	1987 Bertone X1/9	71.926	70.883	142.809	0.123	24.571
68	4	dsp	40	Pierre Valois	1998 Plymouth Neon EX	72.437	70.910	143.347	0.538	25.109
69	3	fsp	44	Chad Edwards	1980 Triumph Spitfire	72.986	71.801	144.787	1.440	26.549
70	6	cm	627	Carol Fox	1966 Austin-Healey Sprite Tub	73.339	71.733	145.072	0.285	26.834
71	1	hs	128	Boris Simic	2004 Ford Focus ZX5	73.108	72.109	145.217	0.145	26.979
72	9	dm	144	Bill jr Gessell	2000 Ford Mustang GT	72.032	73.226	145.258	0.041	27.020
73	2	as	4	James Stephenson	2000 Honda S2000	73.037	72.496	145.533	0.275	27.295
74	2	fs	92	Jess Mackay	2006 Ford Mustang GT	72.150	74.397	146.547	1.014	28.309
75	1	fun	333	Brad Humenny	1962 Volkswagen Dune Buggy GTV	75.248	71.518	146.766	0.219	28.528
76	3	dss	66	Dave Jackson	1994 Honda Del Sol S	74.154	73.745	147.899	1.133	29.661
77	3	es	802	Heather Gessell	1990 Mazda Miata	73.611	74.294	147.905	0.006	29.667
78	4	es	208	Laura Gessell	1990 Mazda Miata	76.242	72.384	148.626	0.721	30.388
79	2	hs	139	Parazanda Valois	2004 Mazda 3 GT	74.576	75.327	149.903	1.277	31.665
80	5	es	431	Janet Baik	1993 Mazda Miata MX-5 LE	76.237	74.846	151.083	1.180	32.845
81	4	dss	63	Peg Barcelo-jackson	1994 Honda Civic del sol S	76.502	74.901	151.403	0.320	33.165
82	3	hs	7	Will Glombowski	2008 Mazda 3 GS	77.237	74.994	152.231	0.828	33.993
83	3	fs	9	Tyler Mack	1993 DODGE STEALTH RT TWIN TURBO	77.317	75.139	152.456	0.225	34.218
84	3	as	65	Jo Peterson	2001 Honda S2000	76.223	76.725	152.948	0.492	34.710
85	4	fsp	871	Taylor Paisley	1993 Honda Civic EX	78.344	78.019	156.363	3.415	38.125
86	3	t2	123	Peter Basford	1998 Ford Contour se	81.155	75.447	156.602	0.239	38.364
87	2	fun	112	Travis Chipping	1994 Mazda Rx7	80.449	76.496	156.945	0.343	38.707
88	4	t2	881	Any Liu	2005 Subaru Impreza WRX	84.371	78.254	162.625	5.680	44.387
89	1	asp	101	Dale Derksen	1991 Toyota MR2	71.600	dnf	dnf		
90	5	fsp	877	Brent Gudelot	1993 Honda Civic	75.491	dnf	dnf		
91	2	bm	24	Gord Leach	1984 Blurred Vision Racing Special BVR 1	65.180	dnf	dnf		
92	7	cm	777	Neil Balfour	1990 Caterham 7 CSR	dnf	74.551	dnf		
93	10	dm	100	Steve Groenink	1984 toyota corolla sr5	68.964		dns		


2009 ASN Canada FIA Canadian AutoSlalom Championships

Thank You Drivers, Organizers, Officials and Sponsors!



Gold Sponsors:

 <p>St Solo Computer Graphics Inc. 306-242-7119 Web Site</p>	 <p>motivia communications motivia Communications 306-242-0694 Web Site</p>	 <p>ACE Manufacturing Inc. ACE Manufacturing Inc. 306-933-3990 Web Site</p>	 <p>Golden Band Resources Inc. 306-955-0787 Web Site</p>
 <p>Streetwise Service 306-934-3744</p>	 <p>Prairie Autohaus Ltd. 306-652-0888</p>	 <p>Cummins Mid Canada Ltd. 306-933-4022 Web Site</p>	 <p>Lil Diggers Bobcat Service 306-380-7344</p>

Silver Sponsors:

 <p>Aon Risk Management Web Site</p>	 <p>Saskatchewan International Raceway 306-955-3724 Web Site</p>	 <p>Bluewater Graphics 306-665-3111 Web Site</p>	 <p>Frontline Industrial Solutions Ltd. 306-956-3350 Web Site</p>
 <p>Laser Impressions Inc. 306-978-7760 Web Site</p>	 <p>Page One Printing 306-244-8085 Web Site</p>	 <p>Pelican Signs 306-384-0356 Web Site</p>	 <p>Saskatoon Wheel Works 306-652-7374</p>

Bronze Sponsors:

 <p>Mother's Music The Drum Shop 306-665-9900 Web Site</p>	<p>Bruce & Michelle Houlden Bruce & Michelle Houlden, SSCC Members</p>	<p>Pleasant Ridge Contracting Pleasant Ridge Contracting 306-222-7763</p>	 <p>Signal Industries (1998) Ltd. 306-525-0548 Web Site</p>
---	---	--	---

Thank You Sports Car Clubs:

Thank you to the members of the [Saskatoon Sports Car Club](#) for volunteering their free time and skills to organizing this entire event.
Thank you to the [ASA](#) (Alberta Solo Association) and the [QCMA](#) (Queen City Motorsports Association) for lending us extra pylons and timing equipment.

Thank You Race Officials:

Dino Calvert
Chief Steward - ASN Canada FIA/WCMA

Shawn Magee, SSCC
Event Chair,
SSCC President

Colin Puttick, SSCC
Timing & Scoring
SSCC AutoSlalom Director

Timing & Scoring:
Colin Puttick, David Krushelniski, Graham Gregoire, Marilyn St Marie, Jenny Puttick

Terry Epp
ASN Canada FIA AutoSlalom Representative,
Chairman of the ASN Canada FIA National SoloSport Committee

Brad Adams, SSCC
Clerk of the Course
Steward

Grid Marshalls
Colin Allan, Robin Boomsma, Rodney Orr, Ron Foth

John Reid, SSCC
Steward
Graham Gregoire, SSCC
Head Tech Inspector
Steve Molinelli, SSCC
Head Marshall

Registrars
Marilyn St Marie, Vivian Orr